



HELI CANADA INC

Add / 5705 Pl. Kubota, Drummondville, QC J2B 6V4

Tel / 855-294-4354

E-MAIL / infoheli@heliforklift.ca



Website



Facebook



LinkedIn

Catalog No. 20251009 - Forklift Print

* Our products are subject to improvements and changes without notice.



HELI

www.heliforklift.ca

Product Line Guide

Canada



HELI CANADA INC

HELI Canada, as the exclusive distributor of Anhui Heli Co. Ltd, is dedicated to establishing a robust national dealer network aimed at promoting HELI products and ensuring customers receive top-notch forklift trucks and services wherever and whenever needed. Its commitment to prompt responses to parts and technical service requests has earned trust and esteem among dealers nationwide, leading to rapid network expansion. More dealers are gravitating towards HELI Canada, seeing it as an empowering force driving their success.

TOP 1 IN CHINA


#1	
#2	
#3	
#4	
#5	
#6	
#7	
#8	
#9	
#10	

Refer to data from www.chinaforklift.com in 2024

TOP 7 Forklift Manufacturers of 2024

#1	
#2	
#3	
#4	
#5	
#6	
#7	

Refer to 2024 MMH data



Electric Forklift-Four Wheel



Normal Duty

CPD15/18/20/25/30/35/38

Item	Four Wheel Forklift (Lithium-ion) 80V (3000-7500 lbs Capacity)						
Identification							
Series	G2 series						
Model designation	CPD15	CPD18	CPD20	CPD25	CPD30	CPD35	CPD38
Configuration number	GB2LI-M	GB2LI-M	GB2LI-M	GB2LI-M	GB2LI-M	GB2LI-M	GB2LI-M
Load capacity	lbs	3000	3500	4000	5000	6000	7000
Load center	in	24	24	24	24	24	24
Dimensions							
Overhead guard height	in	84	84	85	85	86	86
Overall length(without fork)	in	84	84	96	96	101	103
Overall width	in	44	44	46	46	48	55
Min.outside turning radius	in	73	73	82	82	87	89
Performance							
Travel Speed,loaded/unloaded	mph	11/11	11/11	11/12	11/12	11/12	11/11
Lifting speed, loaded/unloaded	fpm	95/118	95/118	91/110	87/110	81/106	79/100
Max. gradeability(loaded/unloaded)	%	20/22	20/20	22/28	20/28	20/28	17/25
Controller		ZAPI	ZAPI	ZAPI	ZAPI	ZAPI	ZAPI
Battery voltage/rated capacity(5h)	V/Ah	80/228	80/228	80/271	80/271	80/456	80/456
Endurance (recommended)	h	6-8	6-8	6-8	6-8	6-8	6-8
Forklift features	Main sales model. Suitable for various harsh environments. Reliable Performance. Excellent performance.						
Optional items	Large capacity lithium batteries. Fingertip control. 4-Stage mast. Cab. Cold storage. Air-conditioning, FICS. Various work lights and warning lights.Built-in charger.						
Charger specification	3PH/480V 3PH/220V						

Electric Forklift-Four Wheel



EE certificate

NEW



Normal Duty

CPD15/18/20/25/30/35

Item	Four wheel Forklift(Li-ion) 80V(3000-7000 lbs Capacity)					
Identification						
Series	G2 series					
Model designation	CPD15	CPD18	CPD20	CPD25	CPD30	CPD35
Configuration number	GU2LI-M	GU2LI-M	GU2LI-M	GU2LI-M	GU2LI-M	GU2LI-M
Load capacity	lbs	3000	3500	4000	5000	6000
Load center	in	24	24	24	24	24
Dimensions						
Overhead guard height	in	84	84	85	85	86
Overall length(without fork)	in	84	84	96	96	101
Overall width	in	44	44	46	46	48
Min. outside turning radius	in	73	73	81	81	87
Performance						
Travel speed, loaded/ unloaded	mph	11/11	11/11	11/12	11/12	11/12
Lifting speed, loaded/ unloaded	fpm	94/118	87/118	91/110	87/110	81/106
Max. gradeability(loaded/ unloaded)	%	20/22	20/20	22/28	20/28	20/28
Battery voltage/ rated capacity(Standard)	V/ Ah	80/228	80/228	80/302	80/302	80/456
Controller		ZAPI	ZAPI	ZAPI	ZAPI	ZAPI
Forklift features	Suitable for various harsh environments, Reliable Performance, Excellent performance.Meetingthe EE type specified					
Optional items	Large capacitylithium batteres. Fingertip control. 4-Stage mast. Cab. cold storage.Air-conditioning,FICS.Various lights and waring lights.Built-in charger					
Charger specification	3PH/480V 3PH/220V					

Electric Forklift-Four Wheel



Item	Four wheel Forklift(Li-ion) 80V(4000-7500 lbs Capacity)		
Identification			
Series	H2 series		
Model designation	CPD20	CPD25	CPD35
Configuration number	A7LIH2	A7LIH2	A7LIH2
Load capacity	lbs 4000	5000	7000
Load center	in 24	24	24
Dimensions			
Overhead guard height	in 82	82	84
Overall length(without fork)	in 99	102	110
Overall width	in 45	45	48
Min. outside turning radius	in 85	88	94
Performance			
Travel speed, loaded/ unloaded	mph 11/12	11/12	11/12
Lifting speed, loaded/ unloaded	fpm 73/112	73/112	75/94
Max. gradeability(loaded/ unloaded)	% 15/20	15/20	18/20
Battery voltage/ rated capacity(Standard)	V/ Ah 80/280	80/280	80/280
Controller	SONGZHENG	SONGZHENG	SONGZHENG
Forklift features	Long battery life,Easy maintenance,Powerful performance		
Optional items	Large capacity lithium batteries. Cab. Fan.Center wide-angle rearview mirror		
Charger specification	3PH/480V		

Electric Forklift-Four Wheel



Item	Four wheel Forklift(Li-ion) 115.2V(5000-7000 lbs Capacity)	
Identification		
Series	G2 series	
Model designation	CPD25	CPD35
Configuration number	D11LIG2-P	D11LIG2-P
Load Capacity	lbs 5000	7000
Load Center	in 24	24
Dimensions		
Overhead Guard Height	in 87	88
Overall length	in 147	153
Overall Width	in 46	48
Min. outside turning radius	in 91	97
Performance		
Travel Speed, loaded/ unloaded	mph 13/13	13/13
Lifting speed, loaded/ unloaded	fpm 104/124	85/106
Max. gradeability(loaded/ unloaded)	% 25/20	20/23
Battery Voltage/ rated capacity(Standard)	V/ Ah 115.2/230	115.2/230
Endurance(recommended)	10-11	7-8
Controller	WEIDE	WEIDE
Forklift features	Standard High-Efficiency Liquid Cooling System. Faster charging and long battery life.	
Optional items	Large capacity lithium batteries. Cab. Rear view camera. Finger tip operation system.HELI Intelligent System	
Charger Specification	3PH/480V	

Electric Forklift-Four Wheel

LIION



Normal Duty

CPD15/18/20/25/30/35

Item	Four wheel Forklift(Li-ion) 80V(3000-7000 lbs Capacity)						
Identification							
Series	H4 series						
Model designation	CPD15	CPD18	CPD20	CPD25	CPD30	CPD35	
Configuration number	A3LIFH4	A3LIFH4	A3LIFH4	A3LIFH4	A3LIFH4	A3LIFH4	
Load capacity	lbs	3000	3500	4000	5000	6000	7000
Load center	in	24	24	24	24	24	24
Dimensions							
Overhead guard height	in	85	85	87	87	87	87
Overall length(without fork)	in	87	87	96	96	101	101
Overall width	in	44	44	46	46	50	50
Min. outside turning radius	in	76	76	84	84	88	88
Performance							
Travel speed, loaded/ unloaded	mph	9/9	9/9	9/9	9/9	9/9	9/9
Lifting speed, loaded/ unloaded	fpm	57/87	51/89	57/87	51/89	57/87	51/89
Max. gradeability(loaded/ unloaded)	%	17/27	15/26	17/26	15/25	17/26	15/23
Battery voltage/ rated capacity(Standard)	V/ Ah	80/228	80/228	80/250	80/250	80/280	80/280
Controller		Inmotion	Inmotion	Inmotion	Inmotion	Inmotion	Inmotion
Forklift features	Ultra-low temperature, Cab,Standard leather seats,-67 to -22 °F 0.5/0.5h intermittent alternating operation						
Optional items	Dual tire,Three or four piece valve,FICS,Various work lights and warning lights.						
Charger specification	3PH/480V 3PH/220V						

Electric Forklift-Four Wheel

LIION

Normal Duty



CPD40/45/50

Item	Four wheel Forklift(Li-ion) 80V (8000-11000 lbs Capacity)				
Identification					
Series	G3 series				
Model designation	CPD40	CPD45	CPD50	CPD50	
Configuration number	GB2LI	GB2LI	GB2LI	GD2LI-600	
Load capacity	lbs	8000	9000	10000	11000
Load center	in	24	24	24	24
Dimensions					
Overhead guard height	in	90	90	89	89
Overall length(without fork)	in	115	115	115	120
Overall width	in	53	53	59	59
Min. Outside turning radius	in	102	102	102	106
Performance					
Travel speed, loaded/ unloaded	mph	9/9	9/9	9/9	9/9
Lifting speed, loaded/ unloaded	fpm	61/89	55/89	51/89	51/89
Max. gradeability(loaded/ unloaded)	%	17/27	16/26	15/25	15/25
Battery voltage/ rated capacity(5h)	V/ Ah	80/542	80/606	80/606	80/606
Endurance(recommended)	h	7-9	7-9	7-9	7-9
Controller		ZAPI	ZAPI	ZAPI	ZAPI
Forklift features	High load capacity, Lithium batteries can be replaced by a side shovel, Suitable for low-temperature environments.				
Optional items	Large capacity lithium batteries. Fingertip control. Cab. Cold storage. Air-conditioning, FICS. Various work lights and warning lights.				
Charger specification	3PH/480V 3PH/220V				

Electric Forklift-Four Wheel

LIION



CPD60/70

Normal Duty



CPD85/100

Normal Duty

Item	Four wheel Forklift(Li-ion) 80V (13000-22000 lbs Capacity)			
Identification				
Series	G3 series			
Model	CPD60	CPD70	CPD85	CPD100
Configuration number	GB2DLI	GB2DLI	GB2DLI	GB2DLI
Load capacity	lbs 13000	15500	18500	22000
Load center	in 24	24	24	24
Dimensions				
Overhead guard height	in 99	99	98	97
Overall length(whithout fork)	in 135	135	144	144
Overall width	in 81	81	85	85
Min. Outside turning radius	in 120	120	127	132
Performance				
Traveling speed(load/unloaded)	mph 9/10	9/10	9/10	8/10
Lifting speed, loaded/unloaded	fpm 69/91	63/91	59/78	50/69
Max. gradeability(loaded)	% 19	18	18	15
Controller	ZAPI	ZAPI	ZAPI	ZAPI
Battery voltage/rated capacity	V/Ah 80/606	80/606	80/808	80/808
Endurance (recommended)	h 6-7	6-7	8-9	8-9
Forklift features	Dual-drive, Small turning radius and flexible operation. High load capacity,Lithium batteries can be replaced by a side shovel, Dual gun charging.			
Optional items	Large capacity lithium batteries. Fingertip control. Cab. Cold storage. Air-conditioning, FICS. Various work lights and warning lights. Reverse image.			
Charger specification	3PH/480V 3PH/220V			

Electric Forklift-Three Wheel (Dual-drive)

LIION

Cold Storage

NEW



CPD15/16/18/20

Normal Duty

Item	Three Wheel Forklift (Li-ion) 80V (3000-4000 lbs Capacity)			
Identification				
Series	G3 series			
Model designation	CPD15SQ	CPD16SQ	CPD18SQ	CPD20SQ
Configuration number	A2LILG3-M	A2LILG3-M	A2LILG3-M	A2LILG3-M
Load capacity	lbs 3000	3200	3500	4000
Load center	in 24	24	24	24
Dimensions				
Overhead guard height	in 80	80	80	80
Overall length(whithout fork)	in 74	75	76	81
Overall width	in 42	42	44	44
Min. outside turning radius	in 60	60	61	66
Performance				
Travel speed, loaded/ unloaded	mph 10/10	10/10	10/10	10/10
Lifting speed, loaded/ unloaded	fpm 89/118	85/118	85/118	79/118
Max. gradeability(loaded)	% 20	20	20	20
Battery voltage/ rated capacity(5h)	V/ Ah 80/228	80/228	80/228	80/228
Controller	ZAPI	ZAPI	ZAPI	ZAPI
Forklift features	Dual-drive, Small turning radius and flexible operation, High load capacity. Cold storage,-22 to -0.4 °F 0.5/0.5h intermittent alternating operation			
Optional items	Large capacity lithium batteries,Fingertip control.4-Stage mast,Air-conditioning, FICS,Various work lights and warning lights.			
Charger Specification	3PH/480V 3PH/220V			

Electric Forklift-Three Wheel (Dual-drive)



EE certificate



Normal Duty

CPD13/15/16/18/20

Item	Three Wheel Forklift (Li-ion) 80V (2600-4000 lbs Capacity)				
Identification					
Series	G3 series				
Model designation	CPD13SQ	CPD15SQ	CPD16SQ	CPD18SQ	CPD20SQ
Configuration number	U2LIG3-M	U2LIG3-M	U2LIG3-M	U2LIG3-M	U2LIG3-M
Load capacity	lbs 2600	3000	3200	3500	4000
Load center	in 24	24	24	24	24
Dimensions					
Overhead guard height	in 80	80	80	80	80
Overall length(whithout fork)	in 73	74	75	76	81
Overall width	in 42	42	42	44	44
Min. outside turning radius	in 58	60	60	61	66
Performance					
Travel speed, loaded/ unloaded	mph 10/10	10/10	10/10	10/10	10/10
Lifting speed, loaded/ unloaded	fpm 89/118	89/118	88/118	88/118	79/118
Max. gradeability(loaded)	% 20	20	20	20	20
Battery voltage/ rated capacity(5h)	V/ Ah 80/228	80/228	80/228	80/228	80/228
Controller	ZAPI	ZAPI	ZAPI	ZAPI	ZAPI
Forklift features	Dual-drive, Small turning radius and flexible operation. High load capacity, Meeting the EE type specified				
Optional items	Large capacity lithium batteries. Fingertip control.4-Stage mast. Cab. Air-conditioning, FICS. Various work lights and warning lights.				
Charger Specification	3PH/480V 3PH/220V				

Electric Forklift-Three Wheel (Dual-drive)



Normal Duty



CPD13/15/16/18/20

Item	Three Wheel Forklift (Li-ion) 80V (2600-4000 lbs Capacity)									
Identification										
Series	G3 series									
Model designation	CPD13SQ	CPD15SQ	CPD16SQ	CPD18SQ	CPD20SQ	CPD15SQ	CPD16SQ	CPD18SQ	CPD20SQ	
Configuration number	A2LIG3-M	A2LIG3-M	A2LIG3-M	A2LIG3-M	A2LIG3-M	A6LIG3-S	A6LIG3-S	A6LIG3-S	A6LIG3-S	
Load capacity	lbs 2600	3000	3200	3500	4000	3000	3200	3500	4000	
Load center	in 24	24	24	24	24	24	24	24	24	
Dimensions										
Overhead guard height	in 80	80	80	80	80	80	80	80	80	
Overall length(whithout fork)	in 73	74	74	76	81	74	74	76	81	
Overall width	in 42	42	42	44	44	42	42	44	44	
Min. outside turning radius	in 58	60	60	61	66	60	60	61	66	
Performance										
Travel speed, loaded/ unloaded	mph 10/10	10/10	10/10	10/10	10/10	8/9	8/9	8/9	8/9	
Lifting speed, loaded/ unloaded	fpm 88/118	88/118	85/118	85/118	79/118	69/89	65/89	65/89	59/89	
Max. gradeability(loaded)	% 20	20	20	20	20	15	15	15	15	
Battery voltage/ rated capacity(5h)	V/ Ah 80/150	80/228	80/228	80/228	80/228	80/150	80/150	80/150	80/150	
Controller	ZAPI	ZAPI	ZAPI	ZAPI	ZAPI	HELI	HELI	HELI	HELI	
Forklift features	Dual-drive, Small turning radius and flexible operation. High load capacity, Lithium batteries can be replaced by a side shovel.									
Optional items	Large capacity lithium batteries. Fingertip control.4-Stage mast. Cab. Air-conditioning, FICS. Various work lights and warning lights.									
Charger Specification	3PH/480V 3PH/220V									

Electric Forklift -Three Wheel



CPD08/10/12SQ

Forklifts can enter elevators

Item	Three Wheel Forklift(Li-ion)24V (1700-2600 lbs Capacity)		
Identification	H4 series		
Series	H4 series		
Model	CPD08SQ	CPD10SQ	CPD12SQ
Configuration number	A1LIH4	A1LIH4	A1LIH4
Load capacity	lbs 1300	1700	2000
Load center	in 24	24	24
Dimensions			
Overhead guard height	in 77	77	77
Overall length(whithout fork)	in 66	66	67
overall width	in 35	35	35
Min. Outside turning radius	in 58	59	59
Weight			
Total weight (with/without battery)	lbs 3682/3428	4100/3847	4387/4123
wheels, chassis			
Tire size (front/rear)	in 4-8/5-5	4-8/4-5	4-8/4-5
performance			
Traveling speed(load/unloaded)	mph 6/7	6/7	6/7
lifting speed, loaded/unloaded	fpm 49/75	47/75	45/75
Max. gradeability(loaded/unloaded)	% 13/15	12/15	10/15
Battery voltage/rated capacity	V/Ah 24/250	24/250	24/250
Drive motor-60min. Rating	HP 4	4	4
Pump motor-15min. Rating	HP 6	6	6
Drive motor control mode	MOSFET/AC	MOSFET/AC	MOSFET/AC
Controllor	CURTIS	CURTIS	CURTIS
Charger specification	1PH/110V		

Electric Forklift



CPDSR15/18/20

Full Free 4-Stage mast is available

Item	Three Wheel Forklift (Li-ion) 48V (3000-4000 lbs Capacity)			
identification	G series			
Series	G series			
Model designation	CPDSR15	CPDSR15	CPDSR18	CPDSR20
Configuration number	GA2LI	GB2LI	GA2LI	GA2LI
Load capacity	lbs 3000	3000	3500	4000
Load center	in 24	24	24	24
Dimensions				
Overhead guard height	in 88	88	88	88
Overall length(whithout fork)	in 68	70	70	72
Overall width	in 42	42	42	42
Min. Outside turning radius	in 56	60	58	60
Performance				
Travel speed, loaded/unloaded	mph 7	7	7	7
Lifting speed, loaded/unloaded	fpm 65/110	65/110	65/110	61/105
Max. gradeability(loaded/unloaded)	% 15/15	15/15	15/15	15/15
Bbattery voltage/rated capacity (5h)	V/Ah 48/271	48/456	48/456	48/456
Endurance (recommended)	h 5-7	7-9	6-8	6-8
controller	ZAPI	ZAPI	ZAPI	ZAPI
Forklift features	Dual-drive, Small turning radius and flexible operation. High load capacity.			
Optional items	Large capacity lithium batteries. 4-Stage mast. Cold storage. FICS. Various work lights and warning lights.			
Charger specification	3PH/480V 3PH/220V			

Electric Forklift-Cushion Tire



CPD20/25/30/32

5-Stage mast is available

Item	Four Wheel Li-ion Forklift (Cushion Tire) 80V (4000-6500 lbs Capacity)					
Identification						
Series	G Series					
Model designation	CPD20	CPD25	CPD25	CPD30	CPD32	
Configuration number	GA2CLi	GA2CLi	GB2CLi	GA2CLi	GA2CLi	
Load capacity	lbs	4000	5000	5000	6000	6500
Load center	in	24	24	24	24	
Battery compartment size	in	39×31×25	39×31×25	39×31×25	39×35×25	39×35×25
Dimensions						
Overhead guard height	in	89	89	89	89	87
Overall length(without fork)	in	85	85	89	91	92
Overall width	in	42	42	44	44	44
Min.Outside turning radius	in	73	73	78	80	80
Wheels, chassis						
Tire size(front)		21x7-15	21x7-15	21x8-15	21x8-15	21x8-15
Tire (rear)		16x6-11	16x6-11	16x6-11	16x6-11	16x6-11
Tire type		Cushion	Cushion	Cushion	Cushion	Cushion
Weight						
Total weight (with/without battery)	lbs	12521/10121	13050/10650	13226/10826	13777/11377	11597/13997
Performance						
Travel speed, loaded/unloaded	mph	11/11	11/11	11/11	11/11	11/11
Lifting speed, loaded/unloaded	fpm	81/122	81/122	81/122	71/98	71/98
Max. gradeability(loaded/unloaded)	%	18/20	18/20	18/20	16/20	16/20
Battery voltage/rated capacity (5h)	V/Ah	80/271	80/271	80/456	80/456	80/456
Drive motor - 60 min. Rating	HP	23	23	23	23	23
Pump motor - 15 min. Rating	HP	29	29	29	29	29
Drive motor control method		MOSFET/AC	MOSFET/AC	MOSFET/AC	MOSFET/AC	MOSFET/AC
Controls		ZAPI	ZAPI	ZAPI	ZAPI	ZAPI
Charger specification		3PH/480V 3PH/220V				

Note: ○ optional — non-configurable

Electric Forklift-Heavy Duty



CPD160-A20RLIG-06

Item	Heavy Duty Forklift (Li-ion) 618.24V (32000 lbs Capacity)	
Identification		
Series	G series	
Model designation	CPD160	
Configuration number	A20RLiG-06	
Load capacity	lbs	32000
Load center	in	24
Dimensions		
Overhead guard height	in	132
Overall length(whithout fork)	in	192
Overall width	in	101
Min. Outside turning radius	in	117
Performance		
Travel speed, loaded/ unloaded	mph	14/14
Lifting speed, loaded/ unloaded	fpm	84/89
Max. gradeability(loaded/ unloaded)	%	18/18
Battery voltage/ rated capacity	V/ Ah	618.24/228
Controller	Bosch Rexroth	
Forklift features	Heavy duty models, High load capacity, Better cooling effect	
Charger specification	3PH/480V	

Electric Forklift-Heavy Duty



CPD200/250/280/300/320/350-A19LLiG2-12

Item	Heavy Duty Forklift (Li-ion) 608V (44000-77000 lbs Capacity)					
Identification						
Series	G2 series					
Model designation	CPD200	CPD250	CPD280	CPD300	CPD320	CPD350
Configuration number	A19LLiG2-12	A19LLiG2-12	A19LLiG2-12	A19LLiG2-12	A19LLiG2-12	A19LLiG2-12
Load capacity	lbs	44000	55000	61600	66000	70400
Load center	in	48	48	48	48	48
Dimensions						
Overhead guard height	in	157	157	162	162	162
Overall length(whithout fork)	in	250	250	268	268	268
Overall width	in	121	121	137	137	137
Min. Outside turning radius	in	233	233	251	251	251
Performance						
Travel speed, loaded/ unloaded	mph	15/16	15/16	15/16	15/16	15/16
Lifting speed, loaded/ unloaded	fpm	75/79	75/79	65/69	65/69	65/69
Max. gradeability(loaded/ unloaded)	%	20/25	20/25	15/25	15/25	15/25
Battery voltage/ rated capacity	V/ Ah	608/210	608/210	608/210	608/210	608/210
Controller		LVKONG	LVKONG	LVKONG	LVKONG	LVKONG
Forklift features	Heavy duty models, High load capacity, Better cooling effect, long endurance					
Optional items	Large capacity lithium batteries. Fully free mast. Weighing systems. Electronic buffering					
Charger specification	3PH/480V					

Electric Forklift-Heavy Duty



CPD550-A19LLiG2-12

Item	Heavy Duty Forklift (Li-ion) 608V (121000 lbs Capacity)	
Identification		
Series	G2 series	
Model designation	CPD550	
Configuration number	A19LLiG2-12	
Load capacity	lbs	121000
Load center	in	48
Dimensions		
Overhead guard height	in	173
Overall length(whithout fork)	in	333
Overall width	in	165
Minimum turning radius(inside/ outside)	in	315
performance		
Travel speed, loaded/ unloaded	mph	9/13
Lifting speed, loaded/ unloaded	fpm	49/53
Max. gradeability(loaded/ unloaded)	%	10/20
Battery voltage/ rated capacity(5h)	V/ Ah	608/684
Controller	LVKONG	
Forklift features	Heavy duty models, High load capacity, Better cooling effect, long endurance	
Optional items	Large capacity lithium batteries. Weighing systems. Electronic buffering	
Charger specification	3PH/480V	

Electric Forklift Four Wheel




3000-4000 lbs



13000-22000 lbs



8000-11000 lbs



Narrow Aisle



CQD16/18X1



CQD14X2

Item		Scissor Fork Reach Forklift (Li-ion)		Double Scissor Fork Reach Forklift (Li-ion)
Identification		G series		G series
Series		G series		G series
Model designation		CQD16X1	CQD18X1	CQD14X2
Configuration number		GB2RLI	GB2RLI	GB2RLI
Load capacity	lbs	3500	4000	3000
Load center	in	24	24	24
Dimensions				
Overhead guard height	in	91	91	91
Overall length(without fork)	in	71	73	78
Overall width	in	43	43	43
Reach stroke	in	24	24	43
Min.Outside turning radius	in	67	69	74
Travel speed, loaded/unloaded	mph	7/7	7/7	6/7
Lifting speed, loaded/unloaded	fph	65/100	65/100	65/102
Max. gradeability(loaded/unloaded)	%	10/15	10/15	10/15
Battery voltage/rated capacity	V/Ah	48/456	48/456	48/456
Endurance (recommended)		8-10	8-10	8-10
Controller		ZAPI	ZAPI	ZAPI
Forklift features		Driving comfort. Convenient maintenance. High efficiency.		Driving comfort. Convenient maintenance. High efficiency.
Optional items		Highly Recognized Functional Areas,Monitoring system. Various work lights and warning lights. Cold storage processing. FICS. Straddle inside width.		Highly Recognized Functional Areas, Monitoring system. Various work lights and warning lights. Cold storage processing. FICS. Straddle inside width.
Charger specification		3PH/480V 3PH/220V		



CQD20X1

High lifting height to 450 in & Heavy duty



CQD15X2

High lifting height to 450 in & Heavy duty

Item		Heavy Duty Reach Trucks(Li-ion) (Single reach)	Heavy Duty Reach Trucks(Li-ion) (Deep reach)
Identification			
Series		G series	G series
Model designation		CQD20X1	CQD15X2
Configuration number		GB2RHDLI	HDLI
Load capacity	lbs	4500	3200
Load center	in	24	24
Dimensions			
Overhead guard height	in	91	91
Overall length(without fork)	in	83	83
Overall width	in	43	43
Reach stroke	in	23	43
Min.Outside turning radius	in	77	77
Travel speed, loaded/unloaded	mph	7/8	7/8
Lifting speed, loaded/unloaded	fph	65/102	68/108
Max. gradeability(loaded/unloaded)	%	10/13	10/13
Battery voltage/rated capacity	V/Ah	80/228	80/228
Endurance (recommended)		7-9	7-9
Controller		ZAPI	ZAPI
Forklift features		High lift. High load capacity. Driving comfort. Convenient maintenance. High efficiency.	High lift. High load capacity. 341"lifting height without load reduction. Driving comfort. Convenient maintenance. High efficiency.
Optional items		Highly Recognized Functional Areas, Monitoring system.Various work lights and warning lights. Cold storage processing. FICS. Straddle inside width.	Highly Recognized Functional Areas, Monitoring system. Various work lights and warning lights. Cold storage processing. FICS. Straddle inside width.
Charger specification		3PH/480V 3PH/220V	



Order Picker VNA



OPD10/14

Item	Order Picker		
Identification			
Series	G series		
Model designation	OPD10		OPD14
Configuration number	A3RLIG		A3RLIG
Load capacity	lbs	2200	3000
Load center	in	24	24
Dimensions			
Overhead guard height	in	91	91
Overall length(whithout fork)	in	79	79
Overall width	in	40	40
Minimum turning radius	in	69	69
Performance			
Travel speed, loaded/ unloaded(standard height)	mph	8/8	8/8
Lifting speed, loaded/ unloaded	fpm	100/75	100/75
Max. gradeability(loaded/ unloaded)	%	5/5	5/5
Battery voltage/ rated capacity(5h)	V/ Ah	80/202	80/250
Controller		Inmotion	Inmotion
Endurance(stand)	h	8-10	8-10
Forklift features	Powerful performance, long battery life, Multiple security protections, Easy maintenance		
Optional items	Different heights of Mast, FICS, Swipe to start		
Charger specification	3PH/220V		

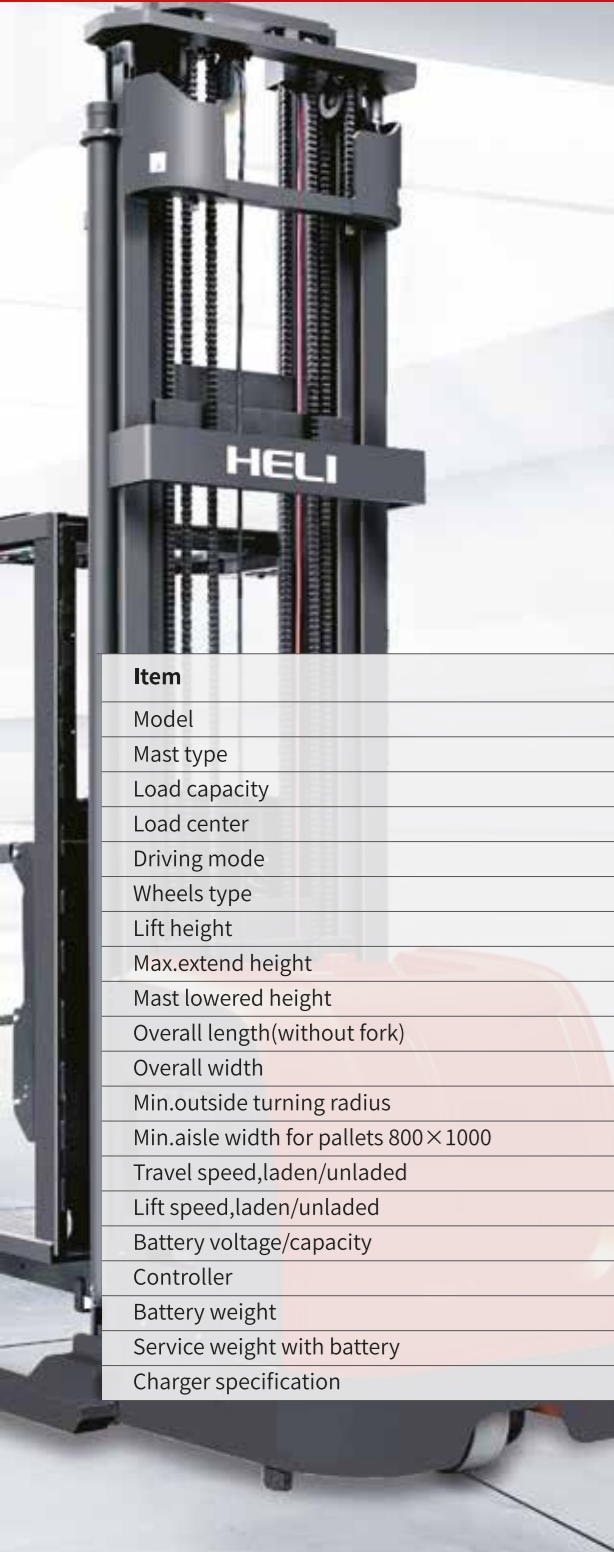


Order Picker VNA



TSD(S)16-A18

Item	VNA Battery Truck(Man-up)	
Model	TSD(S)16-A18	
Load capacity	lbs	3500
Load center	in	24
Driving mode	Stand-on	
Wheels type	PU	
Lift height	in	394
Max. extend height	in	504
Mast lowered height	in	192
Overall length(without fork)	in	149
Overall width	in	49/57
Min. outside turning radius	in	89
Min. aisle width for pallets 31×39	in	63
Travel speed, laden/ unladed	mph	5/5
Lift speed, laden/ unladed	fpm	79/90
Battery voltage/ capacity	V/ Ah	80/608
Controller	QEXPAND	
Battery weight	lbs	3520
Service weight with battery	lbs	21340
Charger specification	3PH/220V 3PH/480V	



Order Picker



Light duty

OPSM





High level

OPS15

Item		Order picker	Order picker
Model		OPSM	OPS15
Mast type		-	3-stage mast
Load capacity	lbs	330	3000
Load center	in	-	24
Driving mode		Stand-on	Stand-on
Wheels type		PU	PU
Lift height	in	118(lifting height of partform)	197/276/354
Max.extend height	in	197	285/363/442
Mast lowered height	in	20	95/121/148
Overall length(without fork)	in	60	126
Overall width	in	30	43/53
Min.outside turning radius	in	51	71
Min.aisle width for pallets 800×1000	in	69	55
Travel speed,laden/unladed	mph	3	5/5
Lift speed,laden/unladed	fpm	28	0-30/0-55
Battery voltage/capacity	V/Ah	24/105 (205)	24/700(1100)
Controller		CURTIS	CURTIS
Battery weight	lbs	52X2(70X4)	2960(2900-3020)
Service weight with battery	lbs	1500/1540	15410
Charger specification		1PH/110V 1PH/220V	

Warehouse Truck Pallet Jack



Warehouse Truck -Pallet Jack



Light duty

CBD15/20-LI3



Normal Duty

CBD15/20

Model		CBD15J-Li3	CBD20J-Li3	CBD15-BLiH	CBD20-BLiH
Loading capacity	lbs	3300	4400	3300	4400
Load center	in	24	24	24	24
Operating type		Walkie	Walkie	Walkie	Walkie
Wheels type		PU	PU	PU	PU
Max. lifting height	in	8	8	8	8
Overall fork width	in	22/27	22/27	21/27	21/27
Fork length	in	45	45	48	48
Overall length	in	61	61	63	63
Overall width	in	22/27	22/27	22/27	22/27
Height drawbar in driving position min./max	in	29/45	29/45	29/47	29/47
Min. turning radius	in	53	53	54	54
Min. Aisle width for pallets 39×47	in	69	69	71	71
Travel speed	mph	3/3	3/3	3/3	3/3
Lift speed	fpm	—	—	6/8	6/8
Driving motor	hp	1	1	1	1.35
Battery voltage/ capacity	V/ Ah	24/20	48/15	24/40	48/20
Controller		CURTIS	CURTIS	SuWei	QEXPAND
Battery weight	lbs	12	15	11	11
Service weight with battery	lbs	304	330	396	396
Optional battery voltage/ capacity	V/ Ah	24/30 24/40	48/15 48/20	24/50 24/60	48/30
Charger specification		1PH/110V			

Warehouse Truck -Pallet Jack

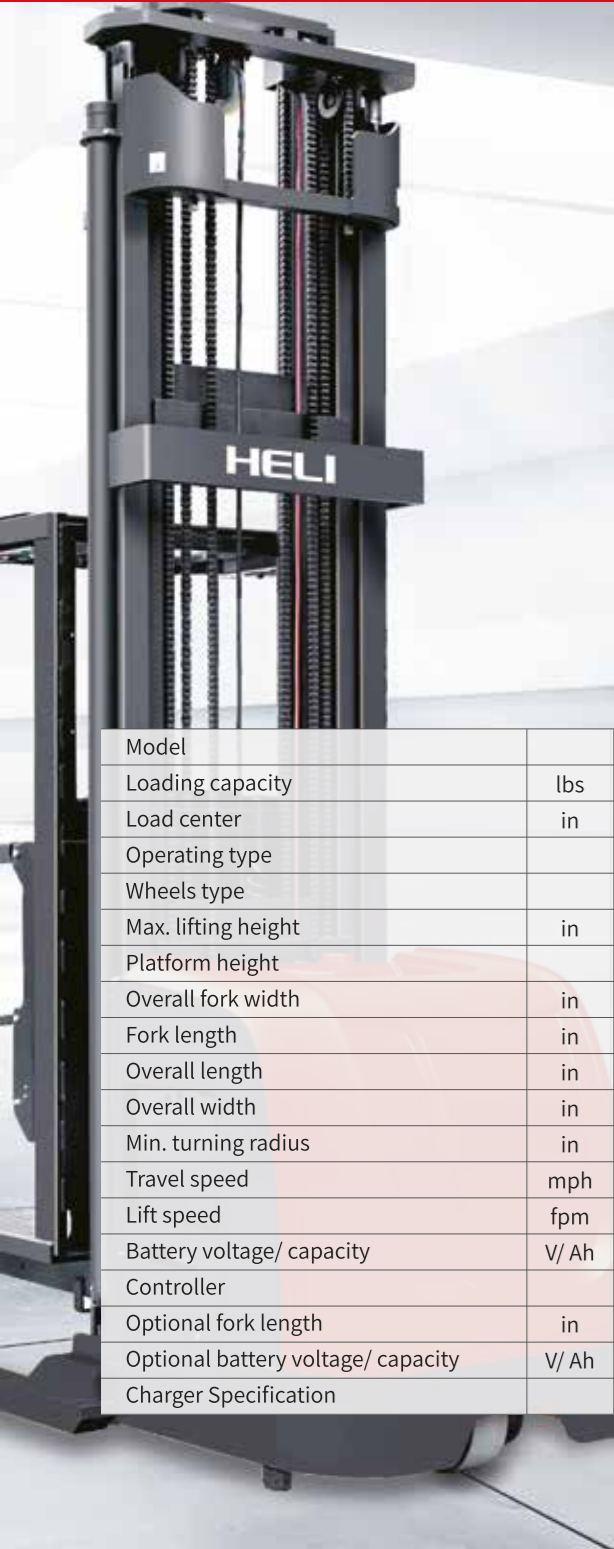
NEW



Heavy duty

CBD16-20

Model		CBD16-C2ALiH	CBD20-C2ALiH
Loading capacity	lbs	3500	4400
Load center	in	24	24
Operating type		Walkie	Walkie
Wheels type		PU	PU
Max. lifting height	in	4	4
Overall fork width	in	20/28	20/28
Fork length	in	45	45
Overall length	in	65	65
Overall width	in	28	28
Min. turning radius	in	58	58
Min. aisle width for pallets 39×47		89	89
Travel speed	mph	3/4	3/4
Lift speed	fpm	8/10	8/10
Driving motor	hp	1.5	1.5
Battery voltage/ capacity	V/ Ah	24/90	24/150
Controller		ZAPI	ZAPI
Battery weight	lbs	132	154
Service weight with battery	lbs	825	847
Optional battery voltage/ capacity	V/ Ah	24/150 & 24/175	24/175
Charger Specification		1PH/110V	



Warehouse Truck -Pallet Jack



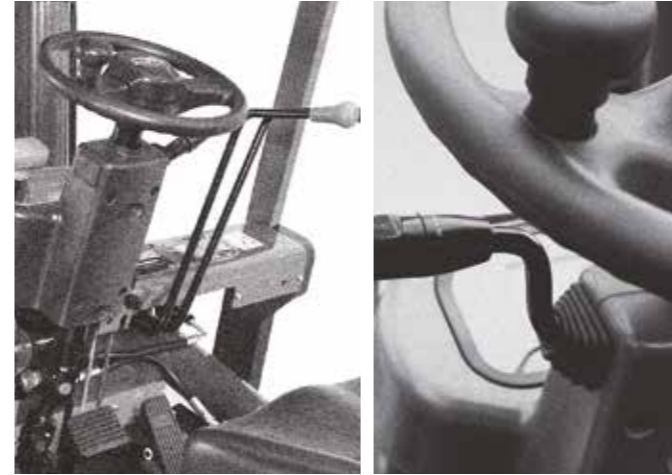
NEW



CBD30/40

Model		CBD30-A2RELIH	CBD40-A2RELIH
Loading capacity	lbs	6000	8000
Load center	in	24	48
Operating type		Walk/Drive	
Wheels type		PU	
Max. lifting height	in	6	6
Platform height		10	10
Overall fork width	in	27/7	27/7
Fork length	in	48	96
Overall length	in	91	139
Overall width	in	36	36
Min. turning radius	in	79	99
Travel speed	mph	6/8	6/8
Lift speed	fpm	8/13	7/13
Battery voltage/ capacity	V/ Ah	24/404	24/404
Controller		ZPAI	ZPAI
Optional fork length	in	-	-
Optional battery voltage/ capacity	V/ Ah	24/400 24/600 24/800	
Charger Specification		1PH/110V 1PH/220V	

Warehouse Truck Stacker



Warehouse Truck-Stacker



CDD12J/16J-K-LI



CTD16-960HLI

Model		CDD12J-K-LI		CDD16J-K-LI		CTD16-960HLI
		Straddle		Straddle		
Type		Straddle		Straddle		Straddle
Mast type		Single mast	2-Stage STD	Single mast	2-Stage STD	Full free 3-stage
Load capacity	lbs	2400(Rated traction weight)		3500(Rated traction weight)		3500
Load center	in	24		24		24
Operating type		Walkie		Walkie		Walkie
Wheels type		PU		PU		PU
Lift height	in	63	79/98/118/138	63	79/98/118/138	177/185/197/212
Max, extend height	in	83	100/120/140/160	83	100/120/140/160	197/205/217/236
Mast lowered height	in	83	62/72/82/92	83	62/72/82/92	81/84/88/93
Overall length	in	70		70		75
Overall width	in	45-61		45-61		32
Min. turning radius	in	53		53		59
Min. aisle width for pallets 1000×1200	in	87		87		80
Travel speed	mph	3/2		3/3		3/3
Lift speed	fpm	18/27		18/27		26/35
Battery voltage/capacity	V/Ah	24/60		24/60		24/270
Controller		CURTIS		CURTIS		ZAPI
Battery weight	lbs	35		35		539
Charger Specification				1PH/110V		

Warehouse Truck-Stacker



CQD16H-A2LiH

Model		CQD16H-A2LiH
Load Capacity	lbs	3500
Load center	in	24
Standard mast lifting height	in	138-216
Fork tilt (front/rear)	°	3/3
Body length (without forks)	in	73
Body width	in	36
Width of forklift	in	32
Forward distance	in	23
Min. turning radius	in	67
Travelling speed, (laden/unladen)	mph	4/3
Lifting speed, (laden/unladen)	fpm	29/48
Max. climbing capacity, (laden/unladen)	%	8/15
Battery voltage/battery capacity (5 hours discharge)	V/ Ah	24/280
Drive motor power	hp	4
Lifting motor power	hp	5
Charger Specification		1PH/220V

Electric Low Level Order Picker




2200-2600 lbs



2200 lbs

LPG Forklifts Cushion Tire



LPG Forklifts-Cushion Tire



CPYD20CS



CPYD15/18/20/25/30/32C

Item	LPG Forklift-Cushion Tire (3000-6500 lbs Capacity)							
Identification								
Series	H3C Series							
Model	CPYD15C	CPYD18C	CPYD20CS	CPYD20C	CPYD25C	CPYD30C	CPYD32C	
Rated capacity	lbs	3000	3500	4000	4000	5000	6000	6500
Load center	in	24	24	24	24	24	24	24
Dimensions								
Overall height (overhead guard)	in	83	83	83	83	83	83	83
Overall length (with fork/without fork)	in	119/83	123/84	122/86	129/93	137/95	140/98	141/99
Overall width (single tire)	in	38	38	38	42	42	44	44
Min. turning radius (exterior) (A single tire is the same double tires)	in	69	71	72	76	79	81	82
Weight								
Total weight	lbs	6283	6724	7231	8466	9480	10725	11067
Wheels, Chassis								
Tire size (front/rear)	in	18x6x12/14x5x10			21x7-15/16x6-11		21x8-15/16x6-11	
Performance								
Max. traveling speed (loaded/unloaded)	mph	10/10			11/11			
Engine mode		KUBOTA WG2503			KUBOTA OR PSI		KUBOTA	
Engine rated power	HP/rpm	LPG:58/2600	LPG:58/2600	LPG:58/2600	GAS:57/2600 LPG:58/2600/GAS:64/2700 LPG:62/2700			
Engine rated torque	(lb.ft)/rpm	LPG:128/1400	LPG:128/1400	LPG:128/1400	GAS:129/1400 LPG:121/1800/GAS:125/2400 LPG:124/1600			
Engine cylinder number		4			4			
Piston displacement	L	2.4			2.4/2.3			

Option: Dual fuel

LPG Forklifts-Cushion Tire



CPYD40/50C



CPYD40/50C BCS

Item	LPG Forklift-Cushion Tire (8000-10000 lbs Capacity)				
Identification					
Series	H3C Series				
Model	CPYD40C	CPYD50C	CPYD40C BCS	CPYD50C BCS	
Rated capacity	lbs	8000	10000	8000	10000
Load center	in	24	24	24	24
Dimensions					
Overall height (overhead guard)	in	85.8	85.8	85.8	85.8
Overall length (with fork/without fork)	in	153/105	157/109	153/105	157/109
Overall width (single tire)	in	50	55.9	50	55.9
Min. turning radius (exterior) (A single tire is the same double tires)	in	91	95	84.6	88.2
Weight					
Total weight	lbs	13690	15498	13790	15810
Wheels, Chassis					
Tire size (front/rear)	in	22x9-16/ 18x7-12.125	22x12-16/ 18x7-12.125	22x9-16/ 18x7-12.125	22x12-16 /18x7-12.125
Performance					
Max. traveling speed (loaded/unloaded)	mph	11.8/11.8		10.5/11.2	10.5/11.2
Engine mode		KUBOTA WG3800		KUBOTA WG3800	
Engine rated power	HP/rpm	LPG:84.8/2400		84.8/2400	
Engine rated torque	(ft*lb)/rpm	LPG:208.3/1200		208.3/1200	
Engine cylinder number		4		4	
Piston displacement	L	3.77		3.77	

Option: Dual fuel

LPG Forklifts-Cushion Tire



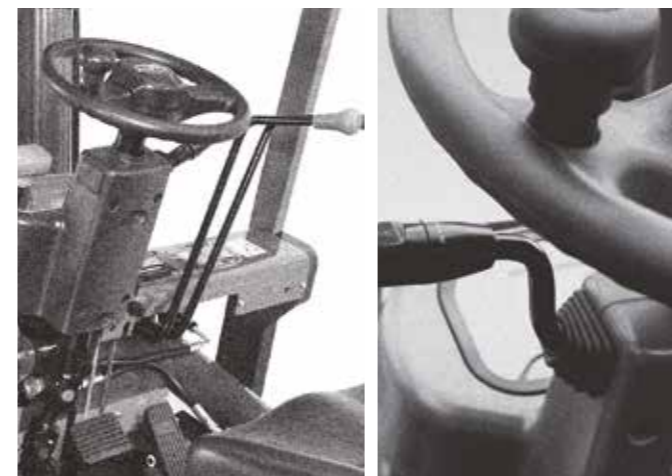
CPYD55/60/70C

LPG Forklift-Cushion Tire (12000-15500 lbs Capacity)

Item	LPG Forklift-Cushion Tire (12000-15500 lbs Capacity)			
Identification				
Series	H3C Series			
Model		CPYD55C	CPYD60C	CPYD70C
Rated capacity	lbs	12000	13500	15500
Load center	in	24	24	24
Dimensions				
Overall height (overhead guard)	in	86	88	88
Overall length(with fork/ without fork)	in	155/107	164/115	164/116
Overall width	in	56	56	56
Min, turning radius	in	94	102	102
Weight				
Total weight	lbs	16950	19490	21140
Wheels, Chassis				
Tire size (front/ rear)	in	22×12×16 / 18×8×12	28×12×22 / 22×10×16	28×12×22 / 22×10×16
Performance				
Max. traveling speed (loaded/ unloaded)	mph		13/13	
Lifting speed, loaded/ unloaded	fpm	104/112	93/100	93/100
Engine mode	KUBOTA WG3800			
Engine rated power	HP/ rpm		85/2400	
Engine rated torque	(ft* lb)/ rpm		208/1200	
Engine cylinder number			4	
Piston displacement	L		3.77	

Option: Dual fuel

LPG Forklifts Pneumatic Tire



LPG Forklifts-Pneumatic Tire



CPYD15/18



CPYD25/30/35

Item		LPG Forklift-Pneumatic (3000-3500 lbs Capacity)		LPG Forklift-Pneumatic (5000-7000 lbs Capacity)		
		H3 Series		H3 Series		
Model		CPYD15	CPYD18	CPYD25	CPYD30	CPYD35
Rated capacity	lbs	3000	3500	5000	6000	7000
Load center	in	24	24	24	24	24
Dimensions						
Overall height (overhead guard)	in	84	84	84.7	85.5	85.5
Overall length (with fork/without fork)	in	126/90	127/91	146/104	150/108	151/109
Overall width (single tire)	in	42	42	45	48	48
Min. turning radius (exterior) (A single tire is the same double tires)	in	75	76	88	95	95
Weight						
Total weight	lbs	6079	6365	8377	9634	10582
Wheels, Chassis						
Tire size (front/rear)	in	6.50-10-10PR /5.00-8-8PR	6.50-10-10PR /5.00-8-8PR	7.00-12-12PR/ 6.00-9-10PR	28×9-15-12PR/ 6.50-10-10PR	28×9-15-14PR/ 6.50-10-10PR
Performance						
Max. traveling speed (loaded/unloaded)	mph	11/11	11/11	11/11	11/12	11/12
Engine mode		KUBOTA WG2503		KUBOTA WG2503/GCT GK25		
Engine rated power	HP/rpm	58.3/2600		58.3/2600 / 61.6/2700		
Engine rated torque	(lb.ft)/rpm	128.1/1400		120.7/1800 / 123.9/1600		
Engine cylinder number		4		4		
Piston displacement	L	2.491		2.491/2.351		

LPG Forklifts-Pneumatic Tire



CPQYD15/18

Dual fuel



CPQYD25/30/35

Dual fuel

Item		LPG Forklift-Pneumatic (3000-3500 lbs Capacity)		LPG Forklift-Pneumatic (5000-7000 lbs Capacity)		
		H3 Series		H3 Series		
Model		CPQYD15	CPQYD18	CPQYD25	CPQYD30	CPQYD35
Rated capacity	lbs	3000	3500	5000	6000	7000
Load center	in	24	24	24	24	24
Dimensions						
Overall height (overhead guard)	in	84	84	84.7	85.5	85.5
Overall length (with fork/without fork)	in	126/90	127/91	146/104	150/108	151/109
Overall width (single tire)	in	42	42	45	48	48
Min. turning radius (exterior) (A single tire is the same double tires)	in	75	76	88	95	95
Weight						
Total weight	lbs	6079	6365	8377	9634	10582
Wheels, Chassis						
Tire size (front/rear)	in	6.50-10-10PR /5.00-8-8PR	6.50-10-10PR /5.00-8-8PR	7.00-12-12PR/ 6.00-9-10PR	28×9-15-12PR/ 6.50-10-10PR	28×9-15-14PR/ 6.50-10-10PR
Performance						
Max. traveling speed (loaded/unloaded)	mph	11/11	11/11	11/11	11/12	11/12
Engine mode		KUBOTA WG2503		KUBOTA WG2503/GCT GK25		
Engine rated power	HP/rpm	GAS:57.4/2600 LPG:58.3/2600		GAS:57.4/2600 LPG:58.3/2600/GAS:64.3/2700 LPG:61.6/2700		
Engine rated torque	(lb.ft)/rpm	GAS:120.4/1800 LPG:128.1/1400		GAS:128.7/1400 LPG:120.7/1800/GAS:125.4/2400 LPG:123.9/1600		
Engine cylinder number		4		4		
Piston displacement	L	2.491		2.491/2.351		

LPG Forklifts-Pneumatic



CPYD25/30/35

NEW



CPYD25/30/35

Item	LPG Forklift-Pneumatic(5000-7000 lbs Capacity)						
Identification							
Series	G3 Series			RG3 Series			
Model	CPYD25	CPYD30	CPYD35	CPYD25	CPYD30	CP(Q)YD35	
Rated capacity	lbs	5000	6000	7000	5000	6000	7000
Load center	in	24	24	24	24	24	24
Dimensions							
Overall height(overhead guard)	in	79	84	84	85	86	86
Overall length(with fork/whithout fork)	in	147/105	152/110	153/111	147/105	152/110	153/111
Overall width	in	46	48	48	46	48	48
Min. outside turning radius	in	91	94	97	91	94	97
Weight							
Total weight	lbs	8635	9625	10384	8635	9625	10384
Wheels, Chassis							
Tire size (front/rear)	in	7.00-12-12PR/ 6-9-10PR	28*9-15-14PR/ 6.50-10-10PR	28*9-15-14PR/ 6.50-10-10PR	7.00-12-12PR/ 6-9-10PR	28*9-15-14PR/ 6.50-10-10PR	28*9-15-14PR/ 6.50-10-10PR
Performance							
Max. traveling speed(Load/Unloaded)	mph	11/11	12/12	11/12	11/11	11/12	11/12
Lifting speed, loaded/unloaded	fpm	108/116	106/112	89/92	108/120	91/98	83/89
Engine mode	KUBOTAWG2503			KUBOTA WG2503			
Engine rated power	HP/ rpm	58/2600			58.3		
Engine cylinder number		4			4		

LPG Forklifts-Pneumatic



CPQYD25/30/35

Dual fuel

NEW



CPQYD25/30/35

Dual fuel

Item	LPG Forklift-Pneumatic(5000-7000 lbs Capacity)						
Identification							
Series	G3 Series			RG3 Series			
Model	CPQYD25	CPQYD30	CPQYD35	CPQYD25	CPQYD30	CPQYD35	
Rated capacity	lbs	5000	6000	7000	5000	6000	7000
Load center	in	24	24	24	24	24	24
Dimensions							
Overall height(overhead guard)	in	79	84	84	85	86	86
Overall length(with fork/whithout fork)	in	147/105	152/110	153/111	147/105	152/110	153/111
Overall width	in	46	48	48	46	48	48
Min. outside turning radius	in	91	94	97	91	94	97
Weight							
Total weight	lbs	8635	9625	10384	8635	9625	10384
Wheels, Chassis							
Tire size (front/rear)	in	7.00-12-12PR/ 6-9-10PR	28*9-15-14PR/ 6.50-10-10PR	28*9-15-14PR/ 6.50-10-10PR	7.00-12-12PR/ 6-9-10PR	28*9-15-14PR/ 6.50-10-10PR	28*9-15-14PR/ 6.50-10-10PR
Performance							
Max. traveling speed(Load/Unloaded)	mph	11/11	12/12	11/12	11/11	11/12	11/12
Lifting speed, loaded/unloaded	fpm	108/116	106/112	89/92	108/120	91/98	83/89
Engine mode	KUBOTAWG2503			KUBOTA WG2503			
Engine rated power	HP/ rpm	58/2600			LPG:58.3/GAS:57.4		
Engine cylinder number		4			4		

LPG Forklifts-Pneumatic



CPYD40/45/50



CPYD50/60/70

Item	LPG Forklift-Pneumatic (8000-11000 lbs Capacity)			LPG Forklift-Pneumatic (11000-15000lbs Capacity)		
	G3 Series			G Series		
Model	CPYD40	CPYD50	CPYD50-06	CPYD50	CPYD60	CPYD70
Rated capacity	lbs	8000	10000	11000	13000	15500
Load center	in	24	24	24	24	24
Dimensions						
Overall height(overhead guard)	in	93	93	93	96	96
Overall length (with fork/ without fork)	in	168/125	170/128	178/130	185/137	188/140
Overall width(single tire)	in	59	59	59	80.5	80.5
Min. turning radius (exterior) (A single tire is the same double tires)	in	112	115	117	127	132
Weight						
Total weight	lbs	13750	15224	16016	17592	19246
Wheels, Chassis						
Tire size (front/ rear)	in	8.25-15-14PR/ 7.00-12-12PR	300-15-18PRR /7.00-12-14PR	300-15-18PRR /7.00-12-14PR	8.25-15-14PR/ 8.25-15-14PR	8.25-15-14PR/ 8.25-15-14PR
Performance						
Max. traveling speed(loaded/ unloaded)	mph	16/16		11/10	11/10	9/8
Engine mode		KUBOTA WG3800			Kubota WG3800	
Engine rated power	HP/ rpm	73.2/2400			63.2/2400 / LPG:54.6/2400	
Engine rated torque	(ft* lb)/ rpm	200.1/1400			L252/2400 / LPG:217/2400	
Engine cylinder number		4			4-4×5	
Piston displacement	L	4			4	

LPG Forklifts-Pneumatic



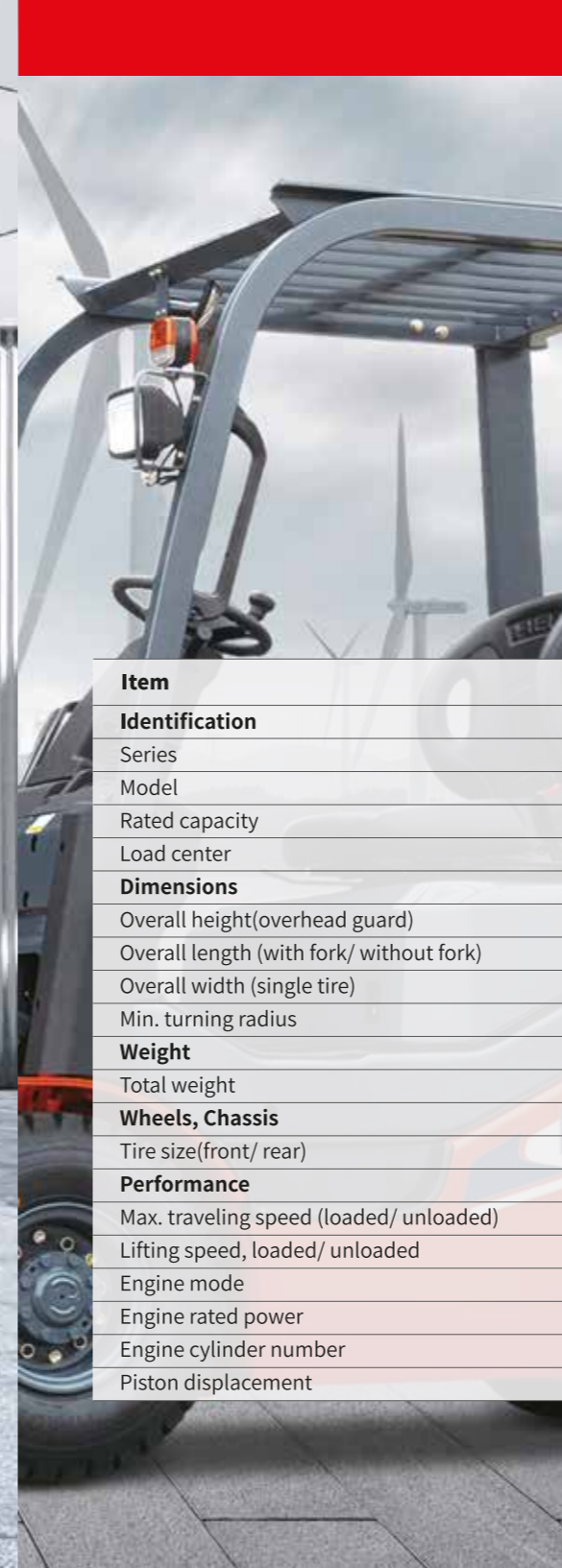

CPQYD40/45/50



CPQYD50/60/70

Item	LPG Forklift-Pneumatic (8000-11000 lbs Capacity)			LPG Forklift-Pneumatic (11000-15000lbs Capacity)		
	G3 Series			G Series		
Model	CPQYD40	CPQYD50	CPQYD50-06	CPQYD50	CPQYD60	CPQYD70
Rated capacity	lbs	8000	10000	11000	13000	15500
Load center	in	24	24	24	24	24
Dimensions						
Overall height(overhead guard)	in	93	93	93	96	96
Overall length (with fork/ without fork)	in	168/125	170/128	178/130	185/137	188/140
Overall width(single tire)	in	59	59	59	80.5	80.5
Min. turning radius (exterior) (A single tire is the same double tires)	in	112	115	117	127	132
Weight						
Total weight	lbs	13750	15224	16016	17592	19246
Wheels, Chassis						
Tire size (front/ rear)	in	8.25-15-14PR/ 7.00-12-12PR	300-15-18PRR /7.00-12-14PR	300-15-18PRR /7.00-12-14PR	8.25-15-14PR/ 8.25-15-14PR	8.25-15-14PR/ 8.25-15-14PR
Performance						
Max. traveling speed(loaded/ unloaded)	mph	16/16		11/10	11/10	9/8
Engine mode		KUBOTA WG3800			Kubota WG3800	
Engine rated power	HP/ rpm	GAS:73.2/2400 LPG:73.2/2400			LPG:63.2/2400 GAS:54.6/2400	
Engine rated torque	(ft* lb)/ rpm	GAS:182/1400 LPG:200.1/1400			LPG:252/2400 GAS:217/2400	
Engine cylinder number		4			4-4×5	
Piston displacement	L	4			4	

Diesel Forklifts



Diesel Forklifts



CPCD15/18

CPCD25/30/35

CPCD25/30/35

		Diesel Forklift-Pneumatic(3000-7000 lbs Capacity)								
		H3 Series					RG3 Series			
Item		CPCD15	CPCD18	CPCD25	CPCD30	CPCD35	CPCD25	CPCD30	CPCD35	
Identification										
Series										
Model		CPCD15	CPCD18	CPCD25	CPCD30	CPCD35	CPCD25	CPCD30	CPCD35	
Rated capacity	lbs	3000	3500	5000	6000	7000	5000	6000	7000	
Load center	in	24	24	24	24	24	24	24	24	
Dimensions										
Overall height(overhead guard)	in	84	84	85	86	86	85	86	86	
Overall length (with fork/ without fork)	in	126/90	127/91	146/104	150/108	151/109	147/105	152/110	153/111	
Overall width (single tire)	in	42	42	45	48	48	46	48	48	
Min. turning radius	in	75	76	88	95	95	91	94	97	
Weight										
Total weight	lbs	6079	6365	8377	9634	10582	8635	9625	10384	
Wheels, Chassis										
Tire size(front/ rear)	in	6.50-10-10PR/ 5.00-8-8PR	6.50-10-10PR/ 5.00-8-8PR	7.00-12-12PR/ 6.00-9-10PR	28×9-15-12PR/ 6.50-10-10PR	28×9-15-14PR/ 6.50-10-10PR	7.00-12-12PR/ 6-9-10PR	28×9-15-14PR/ 6.50-10-10PR	28×9-15-14PR/ 6.50-10-10PR	
Performance										
Max. traveling speed (loaded/ unloaded)	mph	11/11	11/11	11/12	11/12	11/12	11/11	11/11	11/11	
Lifting speed, loaded/ unloaded		108/119	108/119	110/118	98/108	79/83	108/116	89/102	79/83	
Engine mode		Kubota V2403			Kubota V2403-CR-TE5B			Kubota V2403		
Engine rated power	HP/ rpm	45/2400			58/2400			57.9		
Engine cylinder number		4			4			4		
Piston displacement	L	2			2			2.434		

Diesel Forklifts



CPCD40/50



CPCD50-100-CU1ZG3

Item	Diesel Forklift-Pneumatic (8000-11000 lbs Capacity)				Diesel Forklift-Pneumatic (11000-22000 lbs Capacity)				
	G3 Series				G3 Series				
Series	G3 Series				G3 Series				
Model	CPCD40	CPCD50	CPCD50-06	CPCD50	CPCD60	CPCD70	CPCD85	CPCD100	
Rated capacity	lbs	8000	10000	11000	11000	13000	15500	18500	22000
Load center	in	24	24	24	24	24	24	24	
Dimensions									
Overall height (overhead guard)	in	93	93	93	88	88	88	101	101
Overall length (with fork/without fork)	in	168/125	170/128	178/130	185/137	189/141	192/144	204/156	213/165
Overall width (single tire)	in	59	59	59	81	81	81	85	85
Min. turning radius (exterior) (a single tire is the same double tires)	in	112	115	117	127	129	132	143	155
Weight									
Total weight	lbs	13750	15224	16016	18673	19841	21164	25573	28219
Wheels, Chassis									
Tire size (front/rear)	in	8.25-15-14PR/ 8.25-15-14PR	300-15-18PR/ 7.00-12-14PR	300-15-18PRR/ 7.00-12-14PR	8.25-15-14PR/ 8.25-15-14PR	8.25-15-14PR/ 8.25-15-14PR	8.25-15-14PR/ 8.25-15-14PR	9.00-20-14PR/ 9.00-20-14PR	9.00-20-14PR/ 9.00-20-14PR
Performance									
Max. traveling speed (loaded/unloaded)	mph	16/16			18/19	18/19	18/19	17/19	17/19
Engine mode		Cummins QSF3.8 / Kubota V3307-CR-T15				Cummins QSF3.8T4F			
Engine rated power	HP/rpm	74/2200 / 68/2400				122/2200			
Engine rated torque	(lb.ft)/rpm	295/1300 / 247/1400				678/1500			
Emission standard		T4F				T4F			
Engine cylinder number		4				4			
Piston displacement	L	3.8/3.3				3.8			

Diesel Forklifts



CPCD135/150/160-C2Z-06

Item	Diesel Forklift-Pneumatic			
	G Series			
Model	CPCD135-C2Z-06	CPCD150-C2Z-06	CPCD160-C2Z-06	
Rated capacity	lbs	30000	33000	35000
Load center	in	24	24	24
Dimensions				
Overall height (overhead guard)	in	132	133	133
Overall length (with fork/without fork)	in	246	247	247
Overall width (single tire)	in	101	101	101
Min. turning radius (exterior) (a single tire is the same double tires)	in	175	178	177
Weight				
Total weight	lbs	39242	40565	41446
Wheels, Chassis				
Tire size (front/rear)	in	11.00-20	12.00-20	12.00-20
Performance				
Max. traveling speed (loaded/unloaded)	mph	16/17	16/17	16/17
Engine mode		CUMMINS QSB6.7	CUMMINS QSB6.7	CUMMINS QSB6.7
Engine rated power	HP/rpm	173/2200	173/2200	173/2200
Engine rated torque	(lb.ft)/rpm	650/1300	650/1300	650/1300
Emission standard		T4F	T4F	T4F
Piston displacement	L	6.7	6.7	6.7
Drive axle mode		Meritor	Meritor	Meritor

Diesel Forklift Heavy Duty

44000-105600lbs



For product details, please contact
HELI AMERICA INC

Rough Terrain Forklift



CPCD35



CPCD35

Item		Rough Terrain Forklift	
Identification		G3 Series	
Series		G3 Series	
Model		CPCD35-KU5Y2G3	CPCD35-KU5Y4G3
Rated capacity	lbs	7000	7000
Load center	in	24	24
Dimensions			
Overall height(overhead guard)	in	95	95
Overall length(with fork/ whithout fork)	in	167/125	167/125
Overall width	in	65	65
Min. outside turning radius	in	136	138
Weight			
Total weight	lbs	11660	12100
Wheels, Chassis			
Tire size (front/ rear)	in	14-17.5-16TL/10-16.5-10TL	14-17.5-16TL/10-16.5-10TL
Performance			
Max. traveling speed(Load/ Unloaded)	mph	13/13	
Lifting speed, loaded/ unloaded	fpm	94/102	
Engine mode		KUBOTA V2403-CR-TE5B	
Engine rated power	HP/ rpm	57.1/2400	
Engine rated torque	(ft* lb)/ rpm	144/1500	
Engine cylinder number		4	

Rough Terrain Forklift



CPCD50-70-CU1Y4G3



CPCJ25-KU3Y4G3

Item		Rough Terrain Forklift			Compact Rough Terrain Forklift
Identification		G3 Series			G3 Series
Series		G3 Series			G3 Series
Model		CPCD50-CU1Y4G3	CPCD60-CU1Y4G3	CPCD70-CU1Y4G3	CPCJ25-KU3Y4G3
Rated capacity	lbs	11000	13000	15500	5000
Load center	in	24	24	24	24
Dimensions					
Overall height(overhead guard)	in	101	101	101	78
Overall length(with fork/whithout fork)	in	195/147	196/148	198/150	163/120
Overall width	in	86	86	86	57
Min. outside turning radius	in	175	176	178	129
Weight					
Total weight	lbs	19800	20680	21560	10384
Wheels, Chassis					
Tire size (front/rear)	in	445/65-22.5TL/12.5-80-18TL	445/65-22.5TL/12.5-80-18TL	445/65-22.5TL/12.5-80-18TL	280/80R20/27×10-12NHS
Performance					
Max. traveling speed(Load/Unloaded)	mph	19/20			6/10
Lifting speed, loaded/unloaded	fpm	94/104			104/114
Engine mode		Cummins F3.8			KUBOTA V2403-M-E3B
Engine rated power	HP/ rpm	120.7/2200			50/2700
Engine rated torque	(ft* lb)/ rpm	368.7/1500			111/1600
Engine cylinder number		4			4

Rough Terrain Forklift



CQCJ25-KDY3G3



CQCJ30-KUY3G3

Item		Truck-mounted forklift	Truck-mounted forklift
Identification			
Series		G3 Series	G3 Series
Model		CQCJ25-KDY3G3	CQCJ30-KUY3G3
Rated capacity	lbs	5500	6600
Load center	in	24	24
Dimensions			
Overall height(overhead guard)	in	100	100
Overall length(with fork/whithout fork)	in	108/92	118/ 103
Overall width	in	92	92
Min. outside turning radius	in	102	122
Weight			
Total weight	lbs	5060	6834
Wheels, Chassis			
Tire size (front/rear)	in	27x10-12/27x10-12	27×10-12/27×10-12
Performance			
Max. traveling speed(Load/Unloaded)	mph	8/8	8/8
Lifting speed, loaded/unloaded	fpm	54/56	51/51
Engine mode		Kohler KSD1403NA	KUBOTA V2607-CR-EW03
Engine rated power	HP/rpm	24.5/3000	50.2/2400
Engine rated torque	(lb.ft)/rpm	66.2/1800	128.4/1500
Engine cylinder number		4	4

Telescopic Handlers




25THCJ06-KU



25THD06-A7LIG

Item		Telescopic Handlers((5500 lbs Capacity)	
Identification			
Model		25THCJ06-KU	25THD06-A7LIG
Rated capacity	lbs	5500	5500
Dimensions			
Maximum lifting height	in	232	232
Maximum horizontal extension	in	134	134
Overall height	in	76	76
Overall length(whithout fork)	in	153	153
Overall width	in	71	71
Min. outside turning radius	in	130	130
Weight			
Total weight	lbs	11044	11440
Wheels, Chassis			
Tire size (front/ rear)	in	27x10-12/27x10-12	12-16.5NHS-14PR
Performance			
Engine mode		Kubota V3307	Lithium Battery 150/307
Piston displacement	L	3.331	-

Tractor



Li-ion Tractor



QYD20/40/60S

		Lithium battery tractor (4400-13200 lbs Capacity)		
Item				
Identification				
Series			G2 Series	
Model designation		QYD20S	QYD40S	QYD60S
Configuration number		-J3G2LI	-J3G2LI	-J3G2LI
Rated towing weight	lbs	4400	8800	13200
Max. towing force	N	3000	6000	8000
Dimensions				
Height	in	50.0	50.0	60.6
Overall length	in	69	77	81
Overall Width	in	34	38	41
Min.outside turning radius	in	60	63	71
Wheels, Chassis				
Tire size(front)		4.00-5	4.00-8	4.00-8
Tire (rear)		4.00-8	4.00-8	4.00-8
Tire type		Cushion	Cushion	Cushion
Weight				
Total approximate weight	lbs	1250	2046	2420
Performance				
Travel speed, loaded/unloaded	mph	6/8	5//7.5	6/9
Battery voltage/rated capacity (5h)	V/Ah	24/200	48/200	48/252
Drive motor power	HP	4	5	9
Steering motor power	HP	-	-	1
Controls		INMOTION	INMOTION	INMOTION

Li-ion Tractor



QYD30/50S

Item	Stand-on Lithium battery tractor (6600-11000 lbs Capacity)		
Identification	G2 Series		
Series	G2 Series		
Model designation	QYD30S	QYD50S	
Configuration number	L3G2LI	-L3G2LI	
Rated towing weight	lbs	6600	11000
Max. towing force	N	1250	1250
Dimensions			
Height	in	53.1	53.1
Overall length	in	56.3	56.3
Overall Width	in	29.6	29.6
Min.outside turning radius	in	49.2	49.2
Wheels, Chassis			
Tire size(front)		10×4×6.5	10x4x6.5
Tire (rear)		10×5×6.5	10x5x6.5
Tire type		Solid	Solid
Weight			
Total approximate weight	lbs	1830	1936
Performance			
Travel speed, loaded/unloaded	mph	4.4/5	3.8//5
Battery voltage/rated capacity (5h)	V/Ah	48/120	48/125
Drive motor power	HP	4.0	4
Steering motor power	HP	0.8	0.8
Controls		INMOTION	INMOTION

Li-ion Tractor



QYD80/120/150

Item	Lithium battery tractor		
Identification	G2 Series		
Series	G2 Series		
Model designation	QYD80	QYD120	QYD150
Configuration number	A2LIG2	A2LIG2	A2LIG2
Rated towing weight	lbs	17600	26400
Max. towing force	N	10000	12000
Dimesions			
Height (Without cab/With cab)	in	52/81	52/81
Overall length (Without cab/With cab)	in	84/91	84/91
Overall Width (Without cab/With cab)	in	42/42	42/42
Min.outside turning radius	in	75	75
Performance			
Travel speed, loaded/unloaded	mph	8/10	6//10
Battery voltage/rated capacity (5h)	V/Ah	80/228	80/228
Drive motor power	HP	11	16
Steering motor power	HP	2	2
Controller		ZAPI	ZAPI

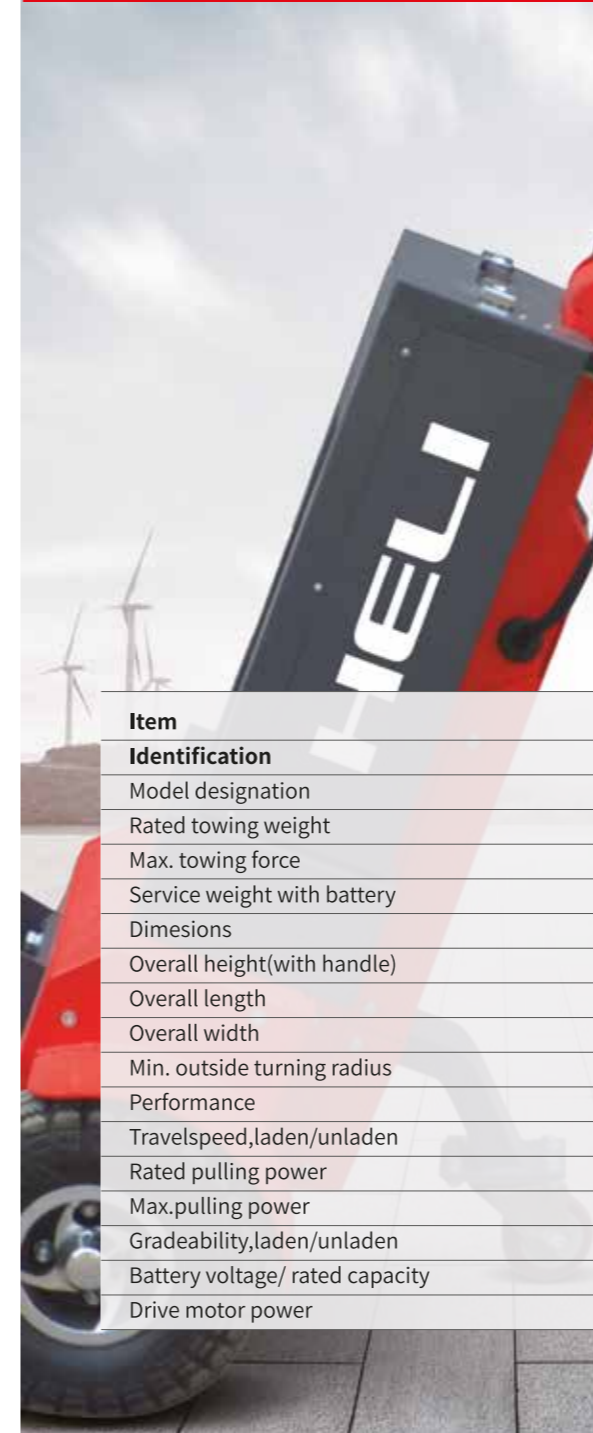


Li-ion Tractor



QYD30S-B2G2Li

Item		Lithium battery tractor
Identification		
Series		G2 Series
Model designation		QYD30S
Configuration number		B2G2Li
Rated towing weight	lbs	6600
Ated carrying weight	lbs	1700
Max. towing force	N	3100
Dimesions		
Height	in	55
length	in	91
Width	in	30
Min. outside turning radius	in	59
Performance		
Travel speed, loaded/ unloaded	mph	5/8
Battery voltage/ rated capacity	V/ Ah	48/200
Drive motor power	hp	5



Li-ion Tractor



QYD10-J

Item		Lithium battery tractor (Pedestrian)
Identification		
Model designation		QYD10-J
Rated towing weight	lbs	2200
Max. towing force	N	13
Service weight with battery	lbs	255
Dimesions		
Overall height(with handle)	in	36/45
Overall length	in	47
Overall width	in	21
Min. outside turning radius	in	33/36
Performance		
Travelspeed,laden/unladen	mph	2/3
Rated pulling power	N	200
Max.pulling power	N	600
Gradeability,laden/unladen	%	3/10
Battery voltage/ rated capacity	V/ Ah	24/32
Drive motor power	hp	0.5

